



This 4-8-4 steam locomotive is located in Douglas, Wyoming.

































































PLEASE
DO NOT
CLIMB ON
TRAIN











